

# **CARE Telangana State**

**Date of report - 11 Aug 20**

**Data used as on - 10 Aug 20**

COVID Analytics Report for Telangana State

Brought to you by Center for COVID Monitoring

Powered by FICCI, ASCI & FTCCI

In association with Analytics Practice Cell of TMI Group

Hyderabad



# Index

1. About CARE Telangana
2. Daily Data Dashboard
3. Cumulative Data Dashboard
4. States Comparison
5. Treatment Infrastructure-Capacity Utilization
6. Recovery Case Studies
7. FICCI-ASCI Conservative Scenario Projections vs Actual
8. Positive Media Stories
9. Media Contact



# About CARE Telangana

Two industry bodies FICCI and FTCCI and a ASCI, as a follow up to their report published on Covid Forecasting on August, are setting up the Center for Monitoring Covid(CMC) .

The objectives of CMC are

1. To research, analyse and publish reports on Covid in Telangana
2. To be a Think Tank for Government, general public and media on specific areas related to Covid management

As a first step CMC is launching today the first edition of its Covid Analytics Report (CARE) - for Telangana. CARE will be published every day to help media, Government and the public - analyse and understand the disease progression better and to plan Covid treatment better

The objectives of the daily CARE reports are

1. To demystify the Covid statistics.
2. Bring focus on the key statistics like Active cases, treatment infrastructure capacity utilisation etc.
3. Shift the focus from the single day data to the trend data.
4. To balance the negative reporting in media with positive stories in media and over a period to bring attention to “unpublished “positive stories happening every day.
5. To assist journalists by providing additional custom analytics.

CARE -T will be a detailed daily analytics bulletin issued by CMC at 11. CARE will be available on ASCI website and FTCCI websites and in the social media. CARE will also be emailed to the publications and media houses. Media queries can be addressed to a team from ASCI, FICCI and FTCCI mentioned in the last page of the report.

Media and any one can use these reports freely with the following attribution “Source: CARE published Centre for Monitoring Covid- Telangana’

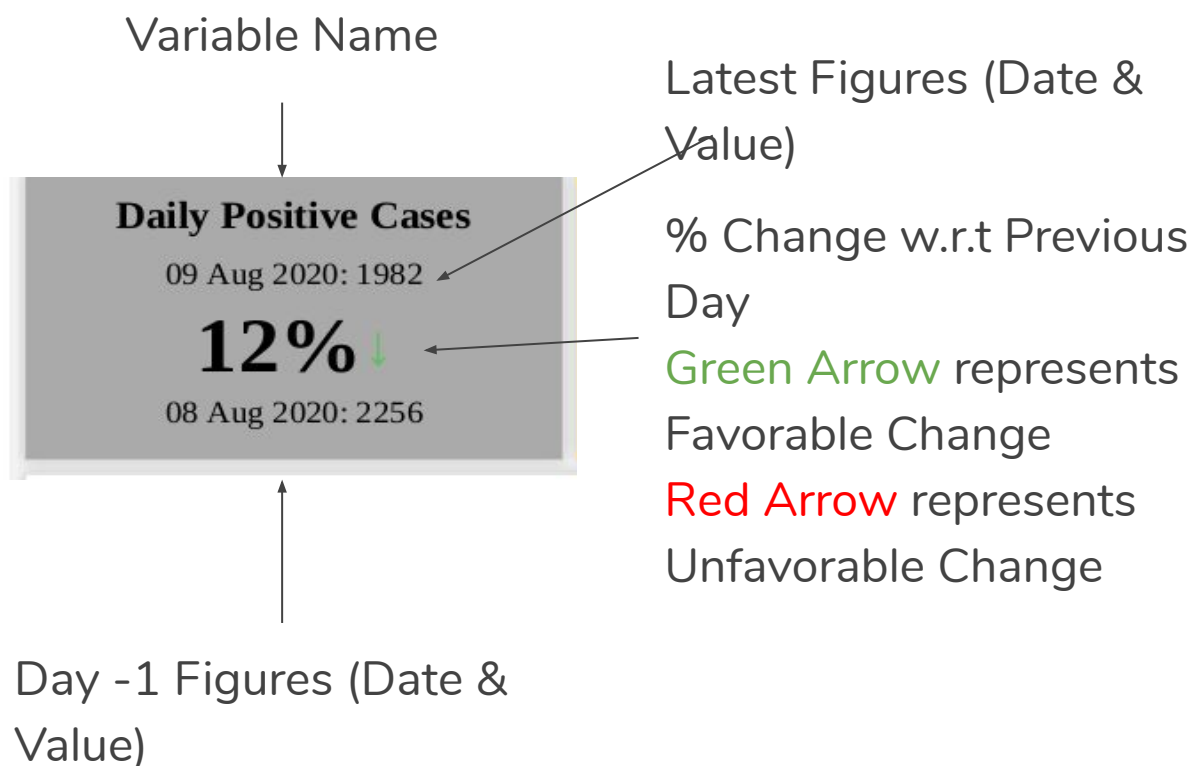
CARE analytics developed by Analytics Practice of TMI Group.

T Muralidharan  
Chair FICCI Telangana State council

Dr Nirmalya Bagchi  
DG of ASCI

Ramakant Inani,  
President of FTCCI

# How to read the Dashboard



Example: Increase in Daily Deaths is unfavorable change, so the arrow will be shown in Red. Whereas Increase in Daily Recoveries is favorable change so the arrow will be shown in Green

# Daily Data Updated on 10-Aug-20

## Daily Cases Dashboard

### Daily Positive Cases

10 Aug 2020: 1256

**37%** ↓

09 Aug 2020: 1982

### Daily Addition to Active cases

10 Aug 2020: -341

**213%** ↓

09 Aug 2020: 301

### Daily Recovered Cases

10 Aug 2020: 1587

**5%** ↓

09 Aug 2020: 1669

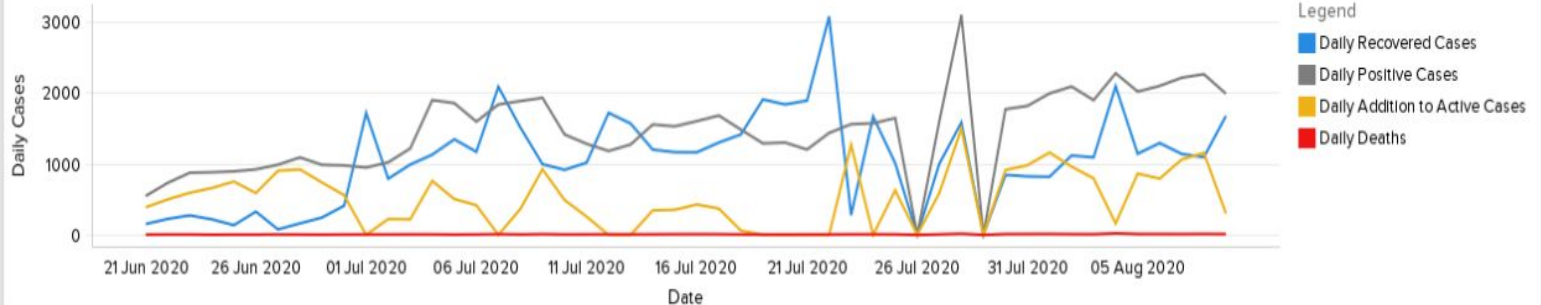
### Daily Deaths

10 Aug 2020: 10

**17%** ↓

09 Aug 2020: 12

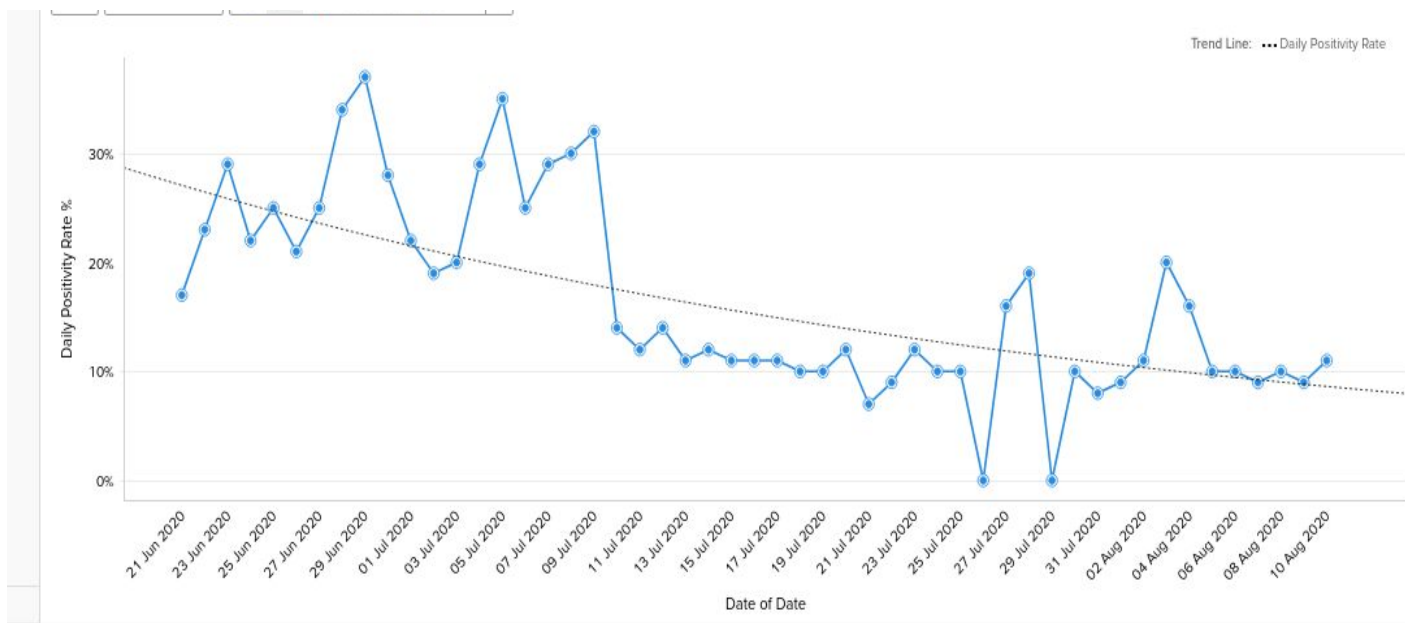
### Daily Cases Trend



# Daily Positivity Rate

Updated on 10-Aug-20

Daily Positivity Rate: Daily Positive Cases/ Daily Testing



# Cumulative Data Updated on 10-Aug-20

## Cumulative Cases Dashboard

### Cumulative Positive Cases

10 Aug 2020: 80751

**2%** ↑

09 Aug 2020: 79495

### Cumulative Active Cases

10 Aug 2020: 22528

**1%** ↓

09 Aug 2020: 22869

### Cumulative Recovered

10 Aug 2020: 57586

**3%** ↑

09 Aug 2020: 55999

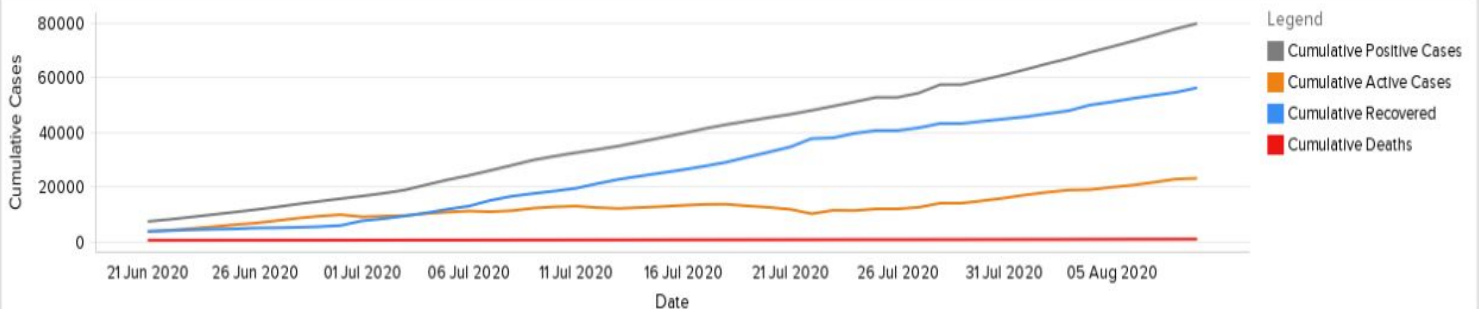
### Cumulative Deaths

10 Aug 2020: 637

**2%** ↑

09 Aug 2020: 627

### Cumulative Cases Trend

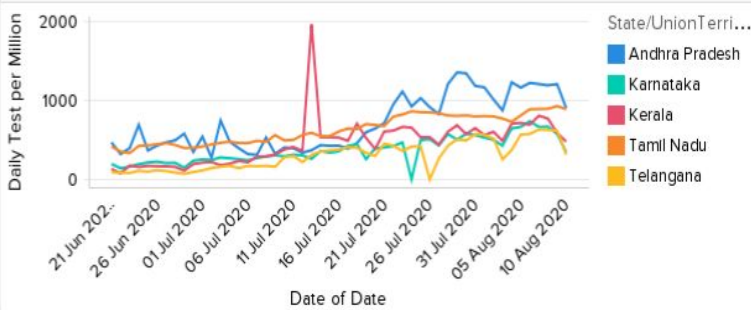


# States Comparison

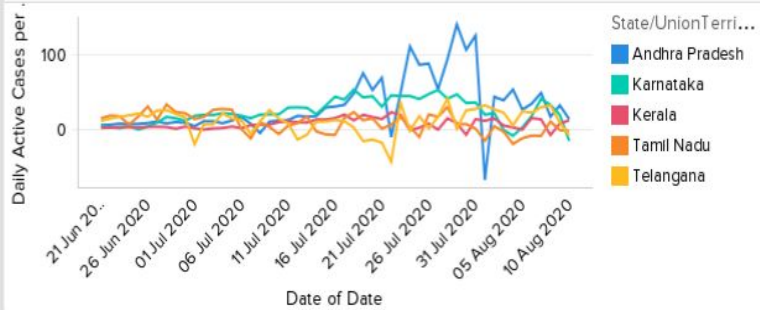
Updated on 10-Aug-20

## States Comparison Per Million

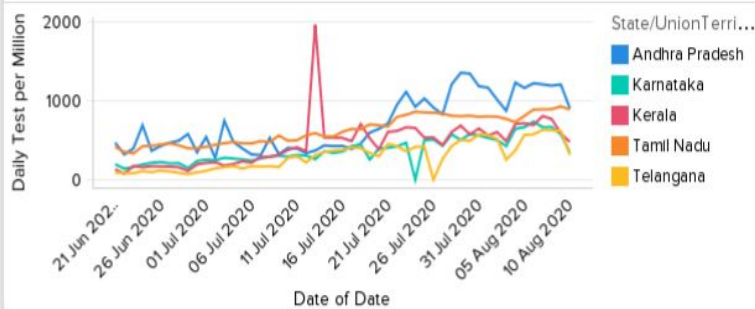
Daily Tests Per Million



Daily Active Cases Per Million



Daily Deaths Per Million







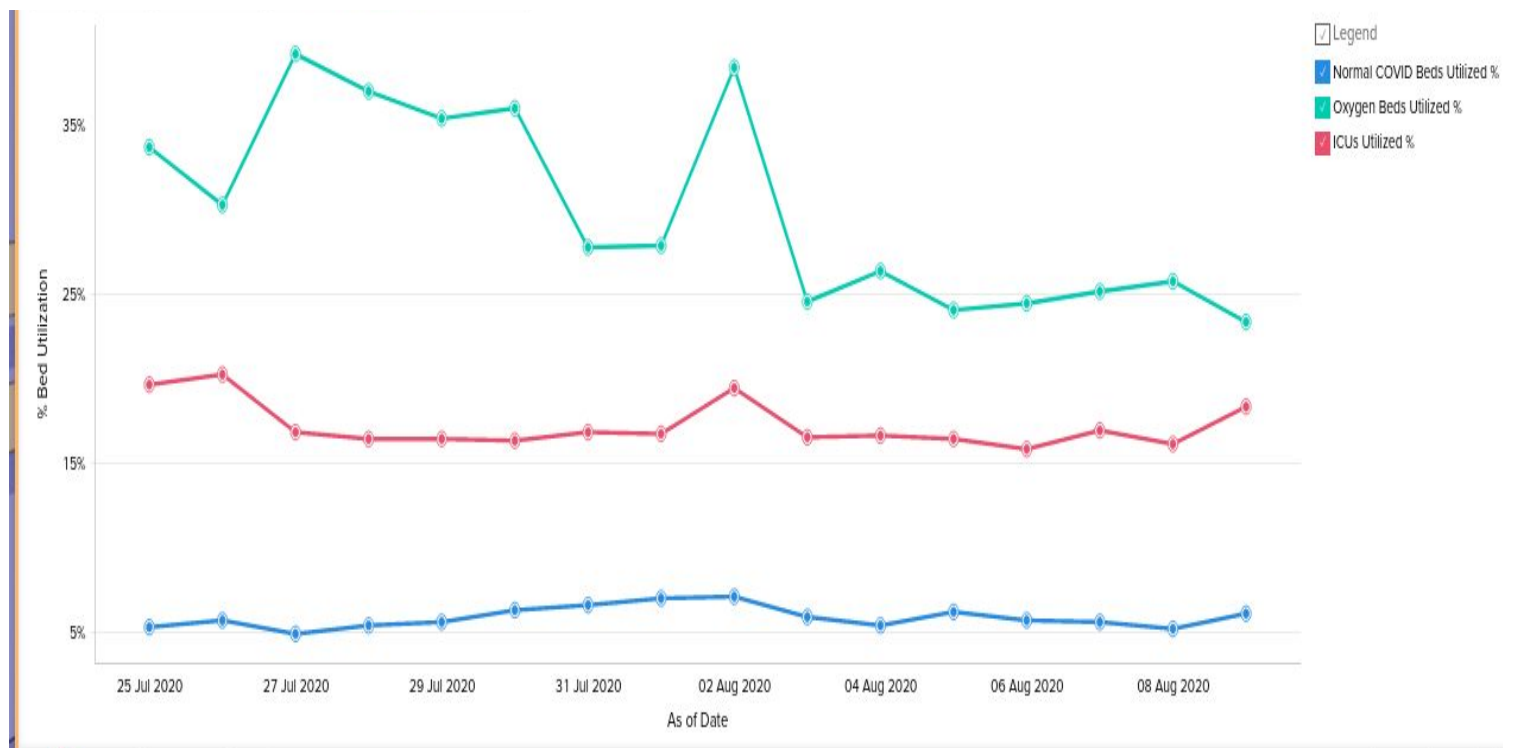
# Treatment Infrastructure-Capacity Utilization Updated on 10-Aug-20

S No	Description	Available*	Capacity Utilized*	% Capacity Utilized	Remaining
1	Normal COVID Beds required	12,284	752	6.1%	11,532
2	Oxygen Beds	5,861	1,365	23.3%	4,496
3	ICUs	2,251	413	18.3%	1,838
	<b>Total</b>	<b>20,396</b>	<b>2,530</b>		<b>17,866</b>

\*As of 09-Aug-20

# Capacity Utilization Trend

Updated on 10-Aug-20



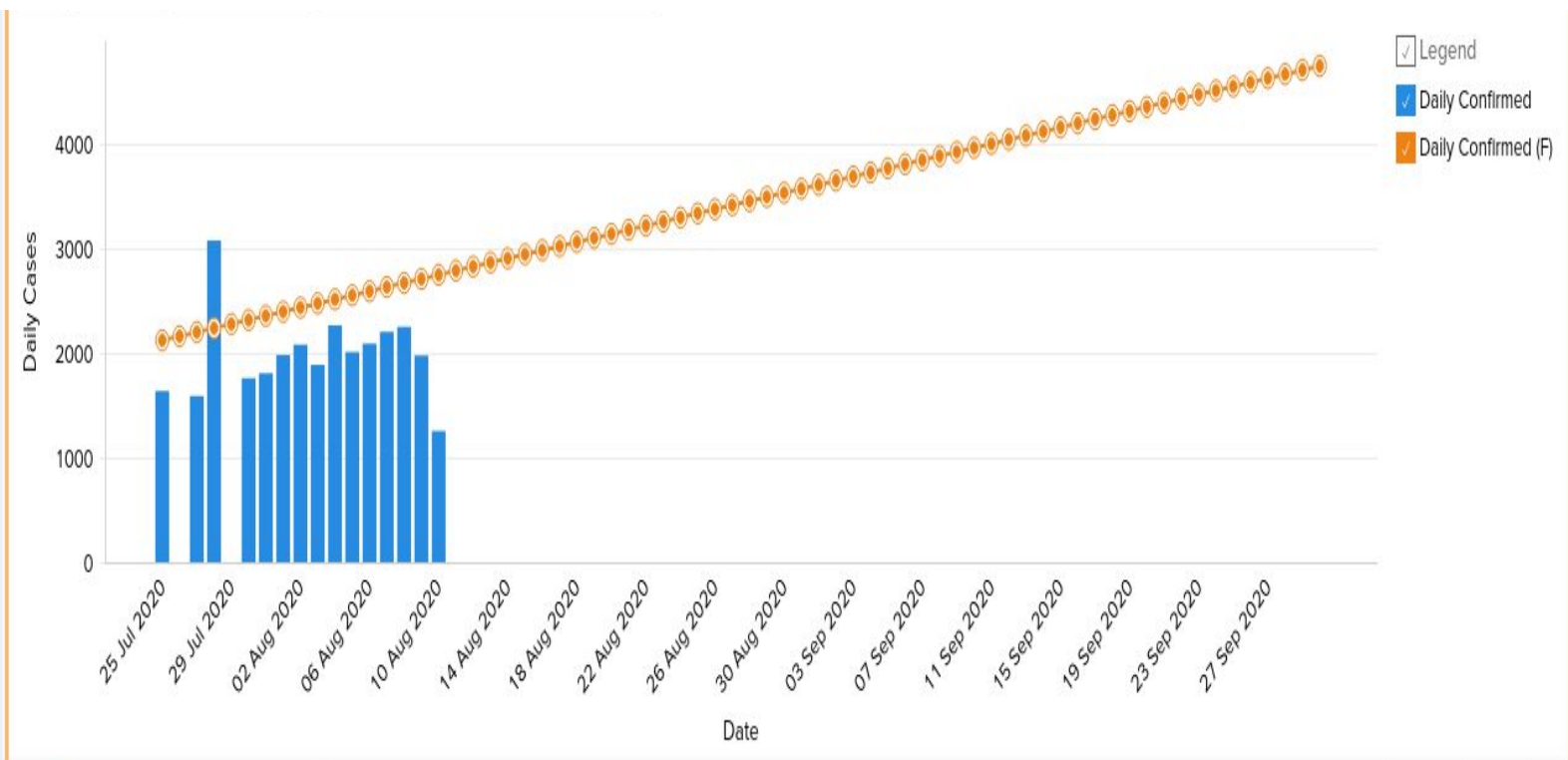
\*As of 09-Aug-20



# Recovery Case Studies

Coming Shortly

# FICCI-ASCI Conservative Scenario Projections vs Actual- Daily Cases





# Positive Media Stories (1)

**Headline:** RT-PCR tests everywhere

**In detail:** Government of Telangana took decision to do RT-PCR tests at the health facilities like PHCs, UPHCs, Basthi dhawakhanas, across the state. Under this decision, all the test kits have been delivered to these health facilities immediately.

**Publication:** Sakshi

**Edition:** Main edition

**Date of publication:** 10-08-2020

**Link:** <https://epaper.sakshi.com/c/54105082>



# Positive Media Stories (2)

**Headline:** the government of Telangana has kept an eye on covid centres

**In detail:** the Telangana health department is on alert and kept an eye on conditions prevalent at all the covid centres like hospitals, hotels with the recent fire accident at Vijayawada covid centre. The department advised all the officials to inspect about the fire safety measures undertaken at all these covid centres including 3-star and 5-star facilities. The health department of Telangana has also released some key guidelines regarding fire safety.

**Publication:** Sakshi

**Edition:** main edition

**Date of publication:** 10-08-2020

**Link:** <https://epaper.sakshi.com/c/54105379>



# Positive Media Stories

## (3)

**Headline:** don't let oxygen levels decrease

**In detail:** Telangana Minister Malla Reddy shared his experience on how he recovered from corona. He advised people not to panic as soon as they test positive for covid-19. he then added that corona is just like any other normal disease and can be cured within 5 days. He advised patients to monitor the oxygen levels regularly and also to ensure levels wont dip below 95.

**Publication:** Andhra Jyoti

**Edition:** Main edition

**Date of publication:** 10-08-2020

**Link:** <https://epaper.andhrajyothy.com/c/54103226>



# Positive Media Stories (4)

**Headline:** Karimnagar GCH to get oxygen plant in five days to cater to COVID-19 patients

**In Detail:** The state government will set up a liquid oxygen plant of 13 kl capacity at the Government Civil Hospital in Karimnagar to cater to Covid-19 patients. The plant will be commissioned within five days.

**Publication:** Indian Exoress

**Edition:** Online

**Date of publication:** 10-08-2020

**Link:**

<https://www.newindianexpress.com/states/tehangana/2020/aug/10/karimnagar-gch-to-get-oxygen-plant-in-five-days-to-cater-to-covid-19-patients-2181446.html>





# Positive Media Stories

## (5)

**Headline:** Veteran homeopathy doctor from Mancherial wins Covid-19 with yoga

**In detail:** Dr Gurrala Krishna Reddy, a senior homeopathic practitioner and yoga teacher of Mancherial town emerged as a warrior of Covid-19 pandemic by winning the virus. He claimed to have thwarted the acute respiratory disease using age old fitness system yoga and by consuming antibiotics during his three-week long battle against the virus.

**Publication:** Telangana Today

**Edition:** Online

**Date of publication:** 10-08-2020

**Link:**

<https://telanganatoday.com/veteran-homeopathy-doctor-from-mancherial-wins-covid-19-with-yoga>



# Positive Media Stories (6)

**Headline:** 17,884 Covid beds available in TS

**In detail:** There are 17,884 vacant beds available for COVID-19 patients in government and private teaching hospitals as on saturday night, according to a health bulletin. The beds in private teaching hospitals are provided for free of cost by the state government,

**Publication:** Telangana Today

**Edition:** Online

**Date of publication:** 10-08-2020

**Link:** <https://epaper.telanganatoday.com/>



# Media Contact

Mr. Akhilesh Mahurkar, FICCI

Mobile: +91 9440897857

Dr.Ramu PR, ASCI

Mobile: +91 9440102154

Mrs.Vydehi, FTCCI

Mobile: +91 9866124628

## Disclaimer

1. The CARE report is based on published information sources from Government and Media and hence we are responsible for the omissions and commissions of the published data
2. The CARE team analytics team uses only standard tools and techniques
3. The analyses expressed are that of the CARE team and are not the approved views of ASCI , FICCI or FTCCI