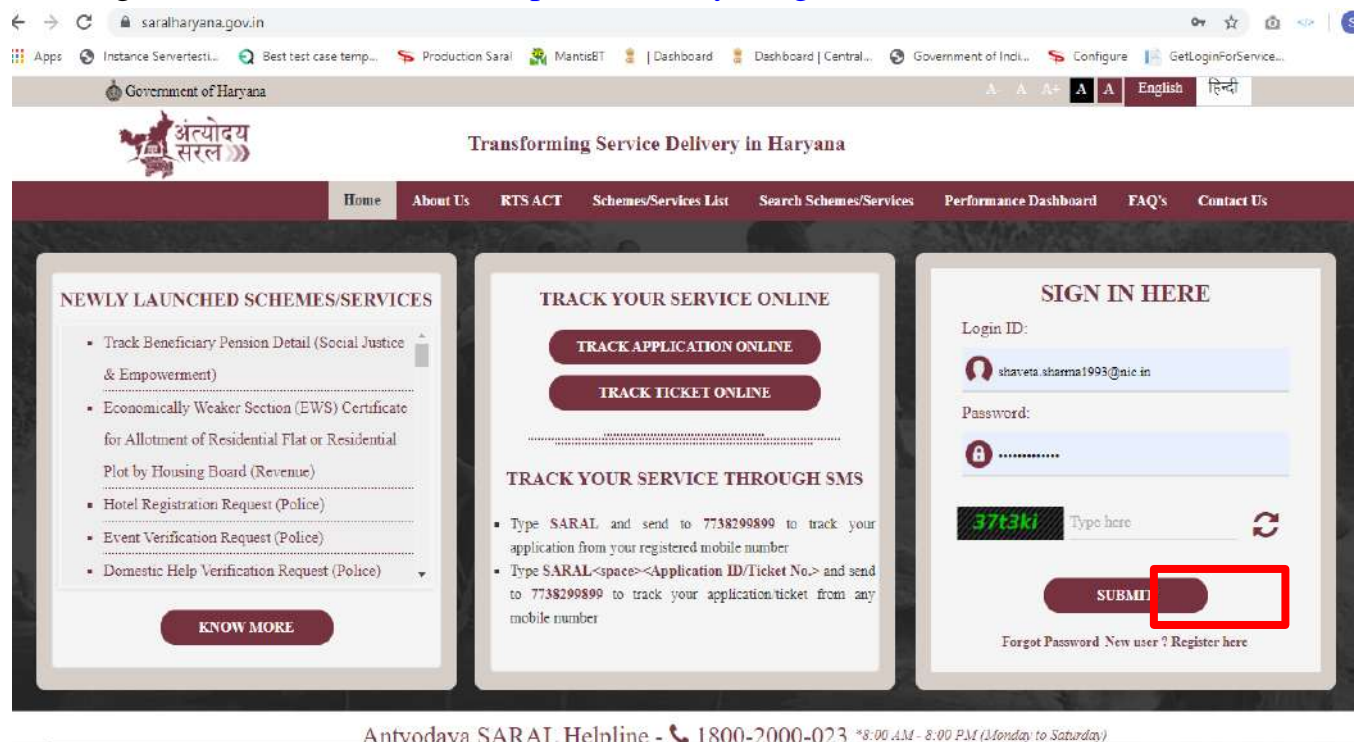


Movement pass for COVID-19 Curfew/Lockdown

Instructions:

- 1) To avail this service, one has to register him/herself on Antyodaya Saral Portal as a citizen.

For Registration Process, Go to <https://saralharyana.gov.in>



The screenshot shows the homepage of the Antyodaya Saral Portal. The header includes the Government of Haryana logo and the tagline "Transforming Service Delivery in Haryana". The navigation menu contains: Home, About Us, RTS ACT, Schemes/Services List, Search Schemes/Services, Performance Dashboard, FAQ's, and Contact Us. The main content area is divided into three columns:

- NEWLY LAUNCHED SCHEMES/SERVICES:** Lists various services like Track Beneficiary Pension Detail, Economically Weaker Section (EWS) Certificate, Hotel Registration Request, etc. A "KNOW MORE" button is at the bottom.
- TRACK YOUR SERVICE ONLINE:** Features buttons for "TRACK APPLICATION ONLINE" and "TRACK TICKET ONLINE". Below, it lists instructions for tracking services via SMS.
- SIGN IN HERE:** A login form with fields for "Login ID:" (containing "shaveta.sharma1993@nic.in"), "Password:", and a CAPTCHA "37t3ki". A "SUBMIT" button is highlighted with a red box. Below the form are links for "Forgot Password" and "New user ? Register here".

At the bottom, a footer displays: "Antyodaya SARAL Helpline - 1800-2000-023 *8:00 AM - 8:00 PM (Monday to Saturday)"

Click on Register here and enter valid Mobile number, Email Id for OTP confirmation and followed the registration process.

- 2) If you have already registered User, Go to Saral Portal:

<https://saralharyana.gov.in/>

- 2.1) Login with your Registered Id and Password.

How to Apply Service

After login, On the left menu bar, Click on Apply Services>> View All Available services

Search For Movement pass for COVID-19 Curfew/Lockdown Service


Step 1) Click for Movement pass for COVID-19 Curfew/Lockdown Service

Step 2) After click on service, application form will be open. Please fill all required Mandatory fields(*) and Click on Submit button.

The screenshot displays the ANTYODAYA-SARAL Portal interface. The main heading is "MOVEMENT PASS FOR COVID-19 CURFEW/LOCKDOWN". The form is divided into several sections:

- Person Details:** Includes fields for Valid From, Valid Upto, Category, Issuing Authority, Purpose, Profession/Designation, Movement From, Movement To, Person Name, Father/Husband Name, Age (Years), Gender, Person Mobile Number, Person E-Mail, Identity Card Type, Identity Card No., Address Line 1, Address Line 2, Address Line 3, and Postal / Zip Code.
- Vehicle Details:** Includes fields for Vehicle/RC No., Vehicle Make, Vehicle Color, and Vehicle Type.
- Additional Person Details:** A table with columns for Name, Age, Sex, and Address.
- Additional Details:** Includes a field for "Apply to the Office" with the value "Office of District Collector(DISTRICT - PANCHKULA)".

A left sidebar menu contains options: Manage Profile, Apply for services, View all available services, and View Status of Application. The top navigation bar includes Themes, Language, and Citizen Profile Haryana. A "COVID 19 Help Document" link is visible in the top right corner.



Step 3) Click on “Submit” button for the submission of application form. Now You will see preview of your application form, you can see the application

details.

Government of Haryana

ANTYODAYA-SARAL Portal

Transforming Service Delivery in Haryana
Powered by ServicePlus

Menu ⋮ Themes Language edisha

- Manage Profile <
- Apply for services >
- View all available services
- View Status of Application <

Person Details

Application Reference No : Draft_HRCOVID19/2020/00021

Valid From : 25/03/2020

Valid Upto : 31/03/2020

Issuing Authority : PANCHKULA

Purpose : Essential IT services

Movement From : Chandigarh

Movement To : Mohali

Person Name : Ram Kumar

Father/Husband Name : Sh. BS Kumar

Age (Years) : 56

Sex : Male

Person Mobile Number : 8984664516

Person E-Mail : shram@test.com

Category : Government Employees

Profession/Designation : Software Developer

Identity Card Type : Voter ID

Identity Card No. : 7886909086

Address : Test Nagar

Vehicle Detail

Vehicle/RC No : FB12 B5652

Vehicle Make : Bajaj

Vehicle Color : Scooter

Vehicle Type : 2-Wheeler

Additional Person Details

Additional Details

| Name | Age | Sex | Address |
|-------------|------|------|----------|
| Test Person | Test | Male | 123# CHD |

Additional Details

Apply to the Office : Office of District Collector(DISTRICT - PANCHKULA)

25/3/2020 03:01:26 IST <http://saral.haryana.gov.in/configure>

[Edit](#) [Attach Annexure](#) [Cancel](#) [Print](#) [Export to PDF](#) [Click here to initiate new application](#)

Step 4) Click on “Attach Annexure” button for uploaded required document. Now below window will be shown. Attach your Annexure.

The screenshot shows a web application interface for attaching documents. On the left is a dark red sidebar menu with options: 'Manage Profile', 'Apply for services', 'View all available services', and 'View Status of Application'. The top header is dark red with 'Themes', 'Language', and a user profile 'edisha'. The main content area is titled 'ATTACH ENCLOSURE(S)'. Below this is a table with the following structure:

| Type of Enclosure | Enclosure Document | Issued By | Issued Date | Reference Number | File/Reference |
|---------------------------------|--|----------------------|----------------------|----------------------|--|
| PAN Card | PAN Card <small>Document Format</small> | <input type="text"/> | <input type="text"/> | <input type="text"/> | Choose File pdf-samp Scan Fetch from DigLocker |
| Document to support the purpose | Document to si <small>Document Format</small> | <input type="text"/> | <input type="text"/> | <input type="text"/> | Choose File testing.pc Scan Fetch from DigLocker |

At the bottom right of the form, there are three buttons: 'Save Annexure' (green), 'Cancel' (red), and 'Back' (blue).

Step 5) After Attaching all the document click on “Save Annexure” button for saving of your application form with document. Now preview window will be shown.

Government of Haryana
ANTYODAYA-SARAL Portal
 Transforming Service Delivery in Haryana
 Powered by ServicePlus

Menu Themes Language edisha

Manage Profile
 Apply for services
 View all available services
 View Status of Application

Person Details

Application Reference No : Draft_HRCOVID19/2020/00021

Valid From : 25/03/2020

Valid Upto : 31/03/2020

Issuing Authority : PANCHKULA

Purpose : Essential IT services

Movement From : Chandigarh

Movement To : Mohali

Person Name : Ram Kumar

Father/Husband Name : Sh. BS Kumar

Age (Years) : 56

Sex : Male

Person Mobile Number : 8964664516

Person E-Mail : shram@tesL.com

Category : Government Employees

Profession/Designation : Software Developer

Identity Card Type : Voter ID

Identity Card No. : 7886060988

Address : Test Nagar

Vehicle Detail

Vehicle/RC No : PB12 B5652

Vehicle Make : Bajaj

Vehicle Color : Scooter

Vehicle Type : 2-Wheeler

Additional Person Details

Additional Details

| Name | Age | Sex | Address |
|-------------|------|------|----------|
| Test Person | Test | Male | 123# ChD |

Annexure List

1) VOTER ID PROOF [Voter ID Card](#)

2) Document to support the purpose [Document to support the purpose](#)

Additional Details

Apply to the Office : Office of District Collector(DISTRICT - PANCHKULA)

Submit Cancel Print Download PDF Click here to initiate new application

MINISTRY OF PANCHAYATI RAJ
 Digital India
 data.gov.in
 india.gov.in
 DeitY
 PMINDIA

Site is technically designed, hosted and maintained by National Informatics Centre
 Contents on this website is owned, updated and managed by the Ministry of Panchayati Raj
 POWERED BY SERVICEPLUS


Step 6) Click on Submit button and you will get a final Acknowledgement slip.

Government of Haryana
ANTYODAYA-SARAL Portal
Transforming Service Delivery in Haryana
Powered by ServicePlus

Menu ≡ Themes Language edisha

- Manage Profile
- Apply for services
- View all available services**
- View Status of Application

APPLICATION ACKNOWLEDGEMENT



Government of Haryana
Acknowledgement

| | |
|--|----------------------------------|
| SARAL ID : HRCOVID19/2020/00019 | Receipt Date : 25/03/2020 |
| Department Name: | Revenue Department |
| Service Name: | COVID-19 Curfew/Lockdown Pass |
| Applicant Name: | Ram Kumar |
| Applicant Mobile No: | 8984664516 |
| Valid From - Valid Upto: | 25/03/2020 - 31/03/2020 |
| Address: | Test Nagar |
| Issuing Authority: | PANCHKULA |
| Movement From: | Chandigarh |
| Movement To: | Mohali |
| Category: | Government Employees |

Thank you for using SARAL!

Please Note:
How can I track status? Goto SARAL portal and login with registered use name and password, On the left side you have to click "Track Application Status" under "View Status of Application"
How will I know that my application has been processed? You will receive a notification from the department through SMS.
From where can I download the output certificate? Visit <https://saralharyana.gov.in> and download the certificate using SARAL ID.
In case of any query please contact us : **Email Id :** saral.haryana@gov.in or **Toll Free Number:** 1800-2000-023 (Monday to Saturday, 8:00 AM to 8:00 PM).

[Print](#) [Export to PDF](#) [Close](#) [Click here to initiate new application](#)

MINISTRY OF PANCHAYATI RAJ | Digital India | data.gov.in | india.gov.in | DeltY | PMINDIA

Step 7) You can track your application, On the left side, you have to click on “Track application Status” under View Status of Application and Enter your Saral Reference Id and click on submit button. Kindly refer to screenshot

The screenshot displays the ANTYODAYA-SARAL Portal interface. The header includes the Government of Haryana logo and the text 'ANTYODAYA-SARAL Portal Transforming Service Delivery in Haryana Powered by ServicePlus'. A dark red sidebar menu on the left contains options like 'Manage Profile', 'Apply for services', and 'View Status of Application', with 'Track application status' highlighted. The main content area is titled 'View Status Of Application / Track Application Status' and contains a form with the following fields: 'Who has provided the Service?' (radio buttons for Central Government and State Government), 'Please select the State that is providing the service' (dropdown menu showing HARYANA), 'Please select the Service against which application has been submitted' (dropdown menu showing COVID-19 Curfew/Lockdown Pass), 'Please select the submission mode through which you have submitted the application' (radio buttons for Online and Kiosk), 'Track on the basis of' (radio button for Reference Number), 'Please enter the Application Reference Number' (text input field containing HRCOVID19/2020/00019), 'Please select the Date when the application was submitted' (calendar icon showing 25/03/2020), and 'Word verification' (a box with the characters '1pq3g9' and a refresh button, with a corresponding input field below it). At the bottom right of the form are three buttons: 'Submit', 'Reset', and 'Close'.

OR

You will also get an SMS & Email notification on your registered mobile number and Email ID.

For Any Query:

Contact Antyodaya Saral Helpline Toll Free Number: 1800-2000-023 (Monday to Saturday, 8:00 AM to 8:00 PM)

Email Id: saral.haryana@gov.in